

SEETRONIC

Product Data Sheet

Product Type IP65 XLR Plug

Product Model G7 AA)

Customer Name _____

Manufacturer	Prepared	Checked	Approved

Customer	Received	Checked	Confirmed

Distributor:



Phone: 407-857-8770

Fax: 407-857-8771

Email: sales@techni-lux.com

www.techni-lux.com



Product Data Sheet

Product Type	XLR Plug	
Product Model	SCMM5	

Product Features

- 5-core XLR male cable connector with chrome plated housing and silver plated contacts
- The metal housing adopts internal thread design to ensure that it can withstand gravity under any site conditions
- Two cable clamps are provided for different cable diameters; black clamp 3.5-6mm; white clamp 6-8mm
- No ring design which is more compact and can save space
- Colored boots available for coding and identification
- The boot is equipped with a polyurethane sealing sleeve to prevent the cable from being affected by bending pressure to the greatest extent

Product Data Sheet

Product parameters

Item	Specification
Connection Type	XLR
Gender	Male

Electrical Parameters

Item	Specification
Capacitance between contacts	≤ 7 pF
Contact resistance	≤ 3 m Ω
Dielectric strength	1.5 kV DC
Insulation resistance	> 10 G Ω (initial)
Rated current per contact	7.5 A
Rated voltage	< 50 V

Product Data Sheet

Mechanical Parameters

Item	Specification
Cable O.D.	Black Strain relief: 3.5-6 mm White Strain relief: 6-8 mm
Insertion force	≤ 20 N
Withdrawal force	≤ 20 N
Service life	> 1000 mating cycles
Cable size	Max. 1.0 mm ² Max. 18 AWG
Locking device	Latch lock

Product Data Sheet

Material and Environmental Parameters

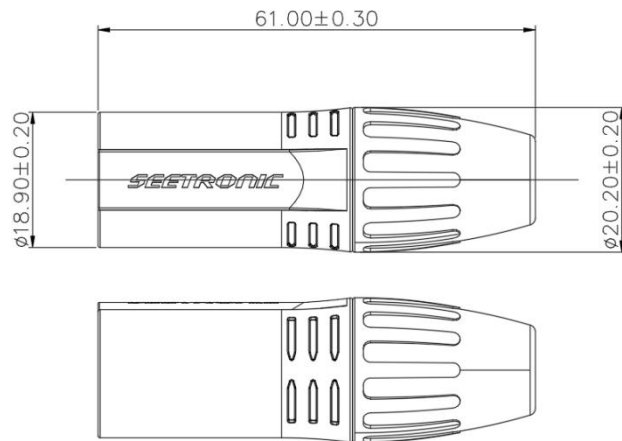
Item	Specification
Boot	PA
Contacts	Cu alloy
Contact plating	Ag
Insert	PA
Housing	Zinc alloy
Housing plating	Cr
Strain relief	POM
Flame-retardant grade	UL 94 HB
Protection class	IP40
Temperature range	-30°C ~ +80°C

Standards and Certifications

Standards	IEC 61076-2-103
Solderability	Complies with IEC 68-2-20

Product Data Sheet

Product Drawing



Unit: mm

Packaging Method

1 pc per bag (include 1 pc each of inner core, housing, black and white cable clamps, boot)
80 pcs per inner carton, 5 inner cartons per master carton (400 pcs per master carton)

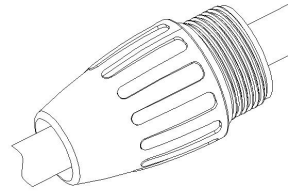
Accessory

- | | |
|--|--|
| <input checked="" type="checkbox"/> No accessories | <input type="checkbox"/> Back fastener plate |
| <input type="checkbox"/> Screws and Nuts | <input type="checkbox"/> Other |

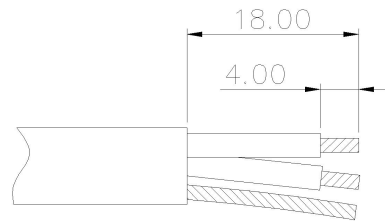
Product Data Sheet

Assembly Instructions

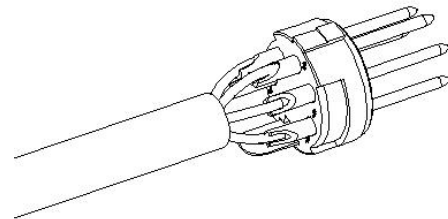
(1) Put the cable through the boot



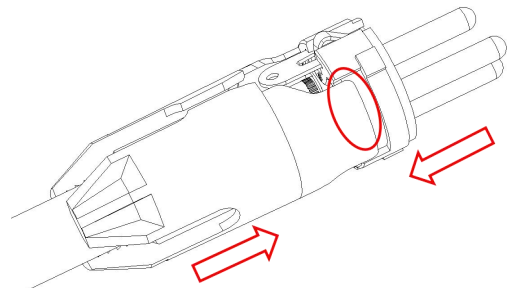
(2) Strip the cable in the size as shown



(3) Insert the conductor of the cable into the terminal of the inner core and solder

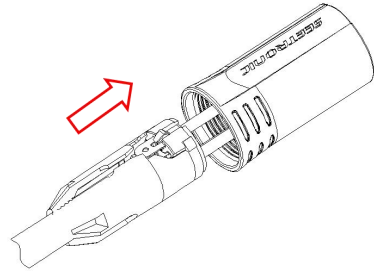


(4) Insert cable into the clamp and snap into inner core assembly bayonet



Product Data Sheet

(5) Push the inner core component and clamp into the housing.



(6) After assembly of the wire clip assembly, core assembly and housing, tighten the bushing in a clockwise direction

